

DREAM A DREAM
BALANCE SHEET AS AT 31 ST MARCH 2024
For the Consolidated Fund

Particulars	Schedule	As at 31.03.2024 Amount(Rs.)	As at 31.03.2023 Amount(Rs.)
LIABILITIES			
Corpus Fund	1	31,85,030	31,85,030
General Fund	2	3,57,11,382	3,80,01,681
Restricted Fund	3A	1,03,60,991	38,66,592
Current Liabilities	4	6,36,964	6,71,861
TOTAL		4,98,94,367	4,57,25,164
Fixed Assets	5	1,02,13,159	91,82,790
Investments	6	1,72,70,176	42,30,515
Current Assets, Loans And Advances			
Cash & Bank balances	7	1,87,30,295	1,96,79,299
Grant Receivable in respect of Restricted Grants	8	-	92,69,609
Other Current Assets	9	36,80,737	33,62,951
TOTAL		4,98,94,367	4,57,25,164
Significant Accounting Policies and Notes forming an integral part of accounts.	15		

As per our report of even date

For **SPRM & CO LLP**
Chartered Accountants
FRN: E300278

M. Mohan Manikantam
CA Mohan Manikantam M.
Partner
M. No.: 314216

For **DREAM A DREAM**

Deepak Srinath
Deepak Srinath
Trustee

Vishal Talreja
Vishal Talreja
Trustee

Place: New Delhi
Date: 02.09.2024



Place: Bangalore
Date:



DREAM A DREAM
INCOME AND EXPENDITURE ACCOUNT FOR THE YEAR ENDED 31ST MARCH 2024
For the Consolidated Fund

Particulars	Schedule	Amount (in Rs.) 2023-24	Amount (in Rs.) 2022-23
INCOME			
Grants & Donations	10	17,73,68,040	10,90,20,488
Interest income - Savings Bank Account		15,62,893	15,00,459
Interest income - Fixed Deposit		7,86,586	8,57,940
Other Income	11	2,51,595	1,40,892
Total Income (A)		17,99,69,114	11,15,19,779
EXPENDITURE			
Program Cost			
Innovation Labs - After School Life Skills Programme (ASLSP), Thriving Schools & Centers.		5,49,05,408	3,87,21,343
Research, Impact Assessment/Monitoring & Evaluation & Strategic Insights		1,79,59,910	2,16,11,802
Collaborative Initiatives with Educational Partners		1,59,25,722	1,58,63,217
Life Skills & Well-being Curriculum Implementation		3,43,12,583	2,86,57,615
Curriculum Innovation & Development		84,47,232	57,67,911
Sub Total		13,15,50,855	11,06,21,889
Administration Cost			
Fundraising Expenses	12	90,63,468	67,77,892
Human Resources & Staff Training	13	54,52,230	60,92,479
Administrative Costs	14	2,04,28,852	1,52,64,553
Sub Total		3,49,44,550	2,81,34,923
Total Expenditure (B)		16,64,95,405	13,87,56,812
Surplus/(Deficit) (A - B)		1,34,73,709	(2,72,37,033)
Surplus/(Deficit) transferred to			
-Restricted Fund		1,57,64,008	(2,51,72,203)
-General Fund		(22,90,299)	(20,64,829)
Total		1,34,73,709	(2,72,37,033)

Significant Accounting Policies and Notes forming an integral parts of accounts (Schedule-15)

As per our report of even date

For **SPRM & CO LLP**
Chartered Accountants
FRN : E300278

M. Mohan Manikantam
CA Mohan Manikantam M.
Partner
M. No.: 314216

Place: New Delhi
Date: 02.09.2024



For **DREAM A DREAM**

Deepak Srinath
Deepak Srinath
Trustee

Place: Bangalore
Date:

Vishal Talreja
Vishal Talreja
Trustee



DREAM A DREAM
RECEIPTS AND PAYMENT ACCOUNT FOR THE YEAR ENDED 31ST MARCH 2024
For the Consolidated Fund

Particulars	Amount (in Rs.)	
	2023-24	2022-23
Opening Balance (A)	2,39,09,814	6,49,32,146
Cash in Hand	36,106	26,168
Cash at Bank	1,96,43,193	4,08,56,293
Fixed Deposit	42,30,515	2,40,49,685
Receipts (B)	17,98,35,314	11,18,63,142
Grants & Donations	17,73,68,040	10,90,20,488
Interest income - Savings Bank Account	15,62,893	15,00,459
Interest income - Fixed Deposit	3,39,377	9,34,719
TDS refund received	3,17,750	2,52,440
Other Receipts	2,47,254	1,55,036
Total Receipts (A+B)	20,37,45,128	17,67,95,288
Program Cost	13,14,50,361	12,43,85,419
Innovation Labs - After School Life Skills Programme (ASLSP), Thriving Schools & Centers.	5,55,61,123	5,00,08,891
Research, Impact Assessment/Monitoring & Evaluation & Strategic Insights	1,77,82,406	2,17,11,922
Collaborative Initiatives with Educational Partners	1,55,55,909	1,64,22,980
Life Skills & Well-being Curriculum Implementation	3,29,00,396	2,86,26,640
Curriculum Innovation & Development	96,50,527	76,14,986
Administration Cost	3,23,04,924	2,62,35,741
Fundraising Expenses	91,59,397	67,68,192
Human Resources & Staff Training	54,44,224	61,15,300
Administrative Costs	1,77,01,303	1,33,52,249
Other Payments		
Fixed Assets Purchased	40,29,032	22,64,314
Total Payments (C)	16,77,84,317	15,28,85,474
Closing Balance	3,59,60,810	2,39,09,814
Cash in hand	7,462	36,106
Cash at bank	1,87,22,833	1,96,43,193
Fixed Deposit	1,72,30,515	42,30,515
Total (C+D)	20,37,45,128	17,67,95,288

Significant Accounting Policies and Notes forming an integral parts of accounts (Schedule-15)

As per our report of even date

For SPRM & CO LLP
Chartered Accountants
FRN : E300278

M. Mohan Manikantam

CA Mohan Manikantam M.
Partner
M. No.: 314216

Place: New Delhi
Date: 02.09.2024




For DREAM A DREAM

Deepak Srinath *Vishal Talreja*

Deepak Srinath Vishal Talreja
Trustee Trustee

Place: Bangalore
Date:



DREAM A DREAM
BALANCE SHEET AS AT 31 ST MARCH 2024
For the Foreign Contribution

Particulars	Schedule	As at 31.03.2024 Amount(Rs.)	As at 31.03.2023 Amount(Rs.)
<u>LIABILITIES</u>			
Corpus Fund	1	31,85,030	31,85,030
General Fund	2	2,37,22,047	2,18,74,970
Restricted Fund	3A	1,01,60,990	38,66,591
Current Liabilities	4	6,31,284	6,46,752
TOTAL		3,76,99,351	2,95,73,342
Fixed Assets	5	93,01,313	81,58,288
Investments	6	1,35,01,508	35,01,508
Current Assets, Loans And Advances			
Cash & Bank balances	7	1,17,99,924	61,17,057
Grant Receivable in respect of Restricted Grants	8	-	92,69,609
Other Current Assets	9	30,96,607	25,26,881
TOTAL		3,76,99,351	2,95,73,342
Significant Accounting Policies and Notes forming an integral part of accounts.	15		

As per our report of even date

For **SPRM & CO LLP**
Chartered Accountants
FRN: E300278

M. Mohan Manikantam
CA Mohan Manikantam M.
Partner
M. No.: 314216

Place: New Delhi
Date: 02.09.2024






For **DREAM A DREAM**

Deepak Srinath *Vishal Talreja*
Deepak Srinath Vishal Talreja
Trustee Trustee

Place: Bangalore
Date:



DREAM A DREAM			
INCOME AND EXPENDITURE ACCOUNT FOR THE YEAR ENDED 31ST MARCH 2024			
For the Foreign Contribution			
Particulars	Schedule	2023-24 Amount (in Rs.)	2022-23 Amount (in Rs.)
INCOME			
Grants & Donations	10	16,45,43,152	8,57,83,242
Interest income - Savings Bank Account		10,02,897	7,98,110
Interest income - Fixed Deposit		6,39,283	7,48,037
Other Income	11	12,179	22,940
Total Income (A)		16,61,97,511	8,73,52,329
EXPENDITURE			
Program Cost (A)			
Innovation Labs - After School Life Skills Programme (ASLSP), Thriving Schools & Centers		4,19,63,303	3,05,84,840
Research, Impact Assessment/Monitoring & Evaluation & Strategic Insights		1,79,01,586	2,07,22,197
Collaborative Initiatives with Educational Partners		1,56,98,704	1,31,02,568
Life Skills & Well-being Curriculum Implementation		3,34,46,645	1,94,68,073
Curriculum Innovation & Development		83,91,644	52,15,854
Sub Total (A)		11,74,01,882	8,90,93,533
Administration Cost (B)			
Fundraising Expenses	12	81,76,920	67,63,687
Human Resources & Staff Training	13	47,52,827	59,52,538
Administrative Costs	14	1,84,54,795	1,40,74,453
Sub Total		3,13,84,542	2,67,90,678
Total Expenditure (B)		14,87,86,424	11,58,84,211
Surplus/(Deficit) (A - B)		1,74,11,087	(2,85,31,882)
Surplus/(Deficit) transferred to			
-Restricted Fund		1,55,64,008	(2,11,22,205)
-General Fund		18,47,079	(74,09,677)
Total		1,74,11,087	(2,85,31,882)
Significant Accounting Policies and Notes forming an integral parts of accounts (Schedule-15)			
As per our report of even date			
For SPRM & CO LLP Chartered Accountants FRN : E300278  CA Mohan Manikantam M. Partner M. No.: 314216 Place: New Delhi Date: 02.09.2024		For DREAM A DREAM  Deepak Srinath Trustee  Vishal Talreja Trustee Place: Bangalore Date:	



DREAM A DREAM
RECEIPTS AND PAYMENT ACCOUNT FOR THE YEAR ENDED 31ST MARCH 2024
For the Foreign Contribution

Particulars	2023-24 Amount (in Rs.)	2022-23 Amount (in Rs.)
Opening Balance (A)	96,18,565	4,71,40,050
Cash in Hand	26,010	16,168
Cash at Bank	60,91,047	2,37,64,191
Fixed Deposit	35,01,508	2,33,59,691
Receipts (B)	16,58,47,186	8,74,30,915
Grants & Donations	16,45,43,152	8,57,83,242
Interest income - Savings Bank Account	10,02,897	7,98,110
Interest income - Fixed Deposit	2,86,087	8,31,905
Other Receipts - Sale of Fixed Asset	15,050	17,658
Total Receipts (A+B)	17,54,65,750	13,45,70,965
Program Cost	11,72,75,854	9,82,02,768
Innovation Labs - After School Life Skills Programme (ASLSP), Thriving Schools & Centers.	4,26,23,489	3,72,72,994
Research, Impact Assessment/Monitoring & Evaluation & Strategic Insights	1,77,24,083	2,08,21,500
Collaborative Initiatives with Educational Partners	1,53,08,891	1,36,23,536
Life Skills & Well-being Curriculum Implementation	3,24,32,049	1,94,31,809
Curriculum Innovation & Development	91,87,342	70,52,929
Administration Cost	2,88,59,432	2,44,85,318
Fundraising Expenses	82,73,449	67,53,987
Human Resources & Staff Training	47,46,081	60,10,369
Administrative Costs	1,58,39,902	1,17,20,962
Other Payments		
Fixed Assets	40,29,032	22,64,314
Total Payments (C)	15,01,64,318	12,49,52,400
Closing Balance	2,53,01,432	96,18,565
Cash in hand	6,317	26,010
Cash at bank	1,17,93,607	60,91,047
Fixed Deposit	1,35,01,508	35,01,508
Total (C+D)	17,54,65,750	13,45,70,965

Significant Accounting Policies and Notes forming an integral parts of accounts (Schedule-15)

As per our report of even date

For SPRM & CO LLP
Chartered Accountants
FRN : E300278

M. Mohan Manikantam

CA Mohan Manikantam M.
Partner
M. No.: 314216

Place: New Delhi
Date: 02.09.2024



For DREAM A DREAM

Deepak Srinath
Deepak Srinath
Trustee

Vishal Talreja
Vishal Talreja
Trustee

Place: Bangalore
Date:

